

Free Audio Books for eReaders

The first time you want to listen to audio books on your device, you have to download OverDrive Media Console.

Using your computers browser go to www.mediaondemand.org.

Locate the link on the very bottom, left hand of the screen and click on it.



A new screen will appear, click **Download Now** to download the program.

Install the program on your computer, this may take a few minutes.


Once OverDrive Media Console is installed, you may continue to search for and select your audio books.

Using your browser to go back to www.mediaondmeand.org, sign in using the barcode number located on your **Lansing Public Library** card. Your pin number is the last four digits of the phone you have on file with us. If you do not know your pin number, please contact the library (708) 474-2447.

Search or browse for the audio books you wish to check out.

Depending on your device, you will either use **WMA** or **MP3** audio books. Under each type there is a list of devices the audio book can play on.

Not all titles are available in each format.

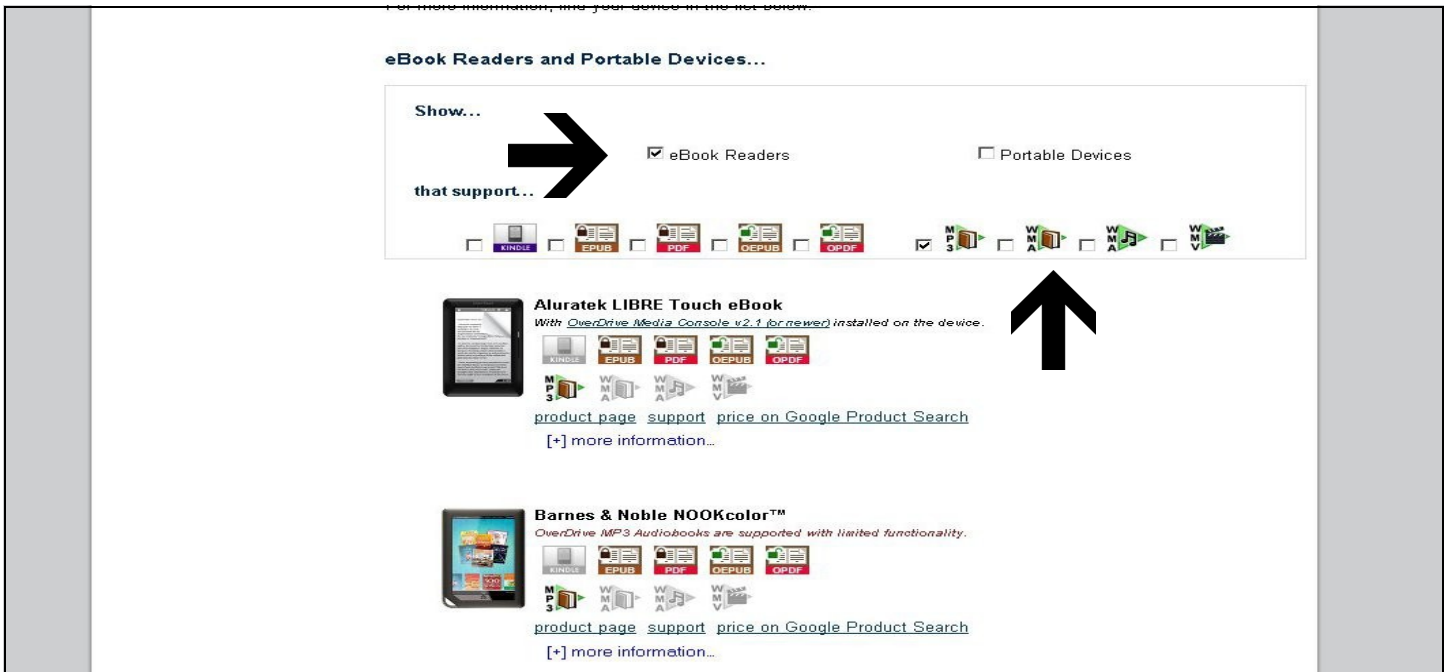


If you are still unsure if your device will play the file, locate the “Suggested Portable Audio Device” link on the left side of the screen.



Once clicked, you can view exactly what types of files are compatible with your device. The list is done alphabetically by device, or you can narrow down the search by clicking the options provided.

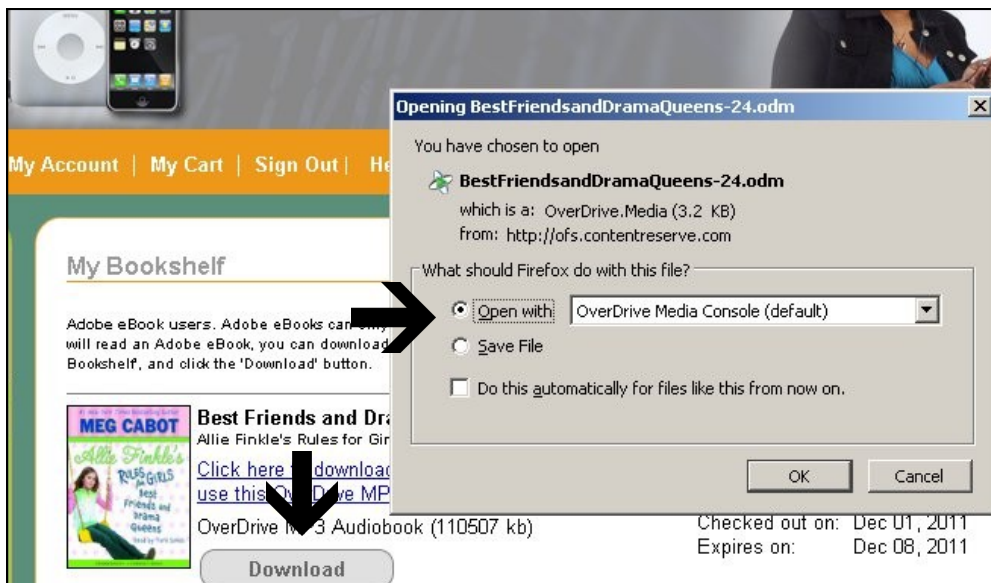
Not all eReading devices will support audio files. There is an option at the bottom of the page to test audio files on your eReader if you are still unsure.



Once you’ve determined the correct format of audio book, return to Media On Demand and add the audio book to your cart. Once the book is added to your cart, you can check it out or browse for more material. There is a limit of 5 check outs per library card.

You can check out an audio book for 7 or 14 days, but you can not return the audio book early.

Once checked out they will remain checked out for the entire check out period.

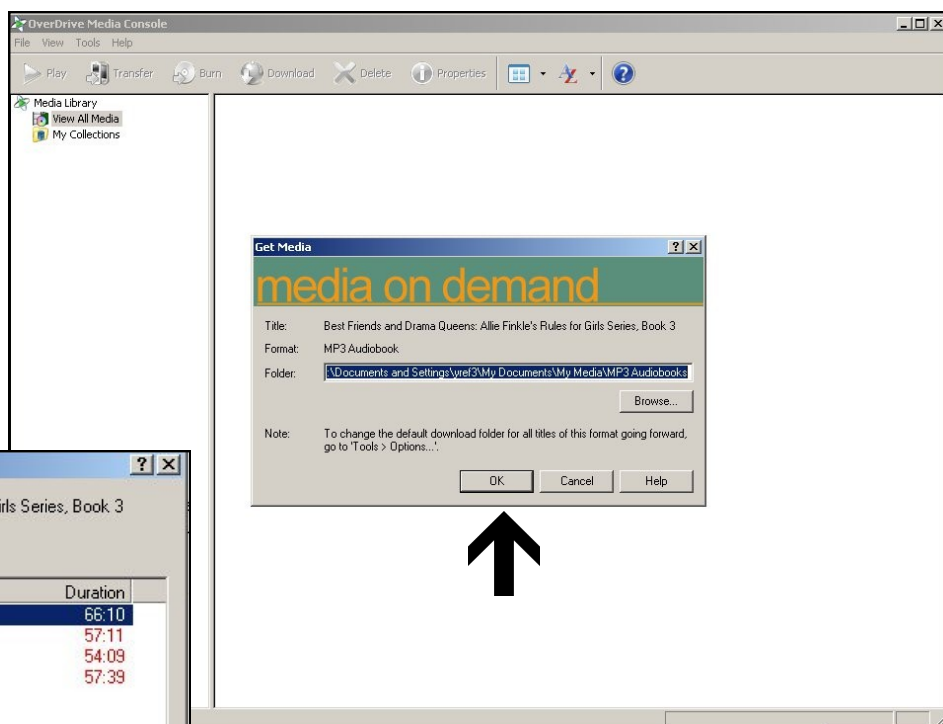


After checking out the book you will be taken to a page with a download link. Click download.

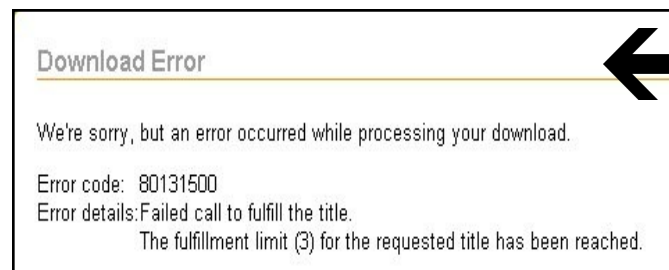
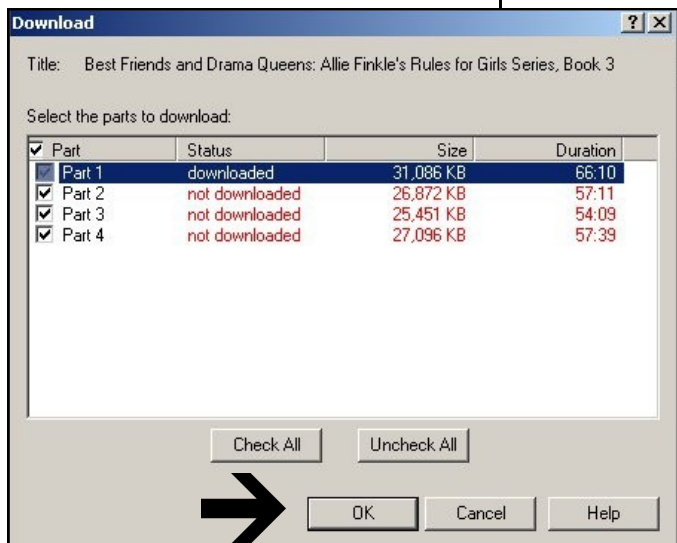
When the download pops up, make sure the “Open With” option is clicked and proceed to download.

The file will automatically start to download in OverDrive Media Console. From there you can select how many parts of the book you want to download at one time.

If you don't download the entire audio book at one time, you can continue to download the parts at a later time.



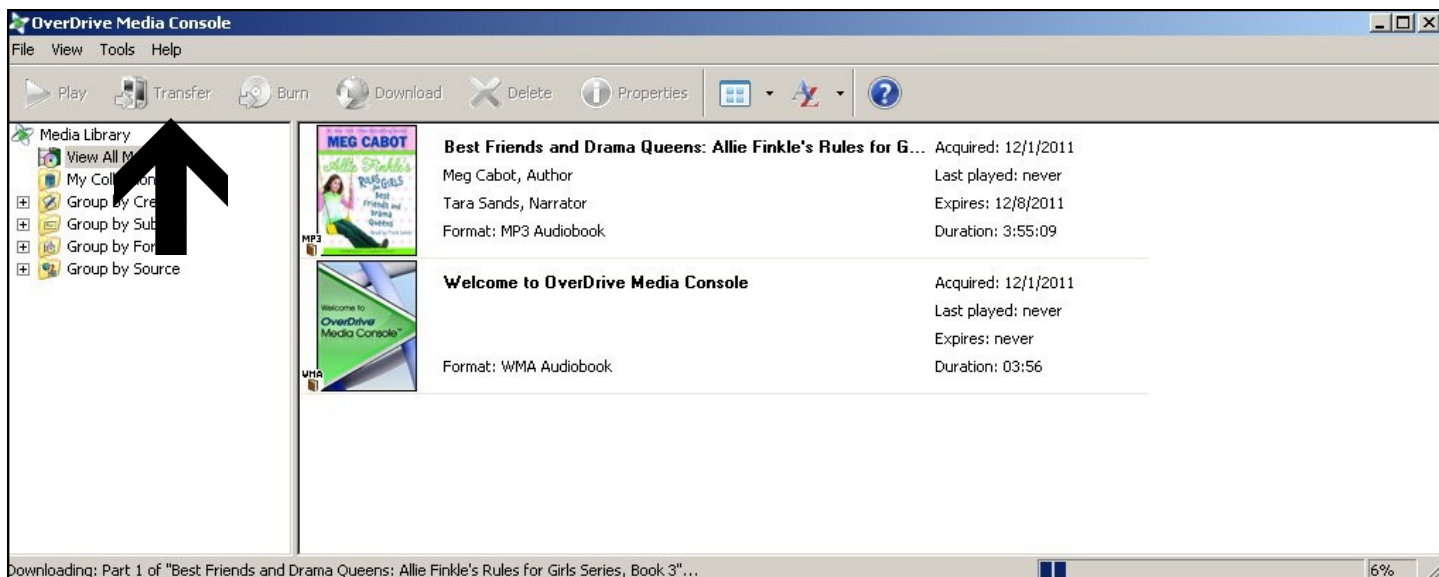
The audio book will begin to download, the speed depends on your computer's internet speed. The download bar will indicate when the files are finished downloading.



If you delete the audio book from the OverDrive Media Console you can only download the audio book 3 more times. This does not apply to downloading separate parts of the audio book. You can download missing parts or re-download missing parts for the entire check out period.

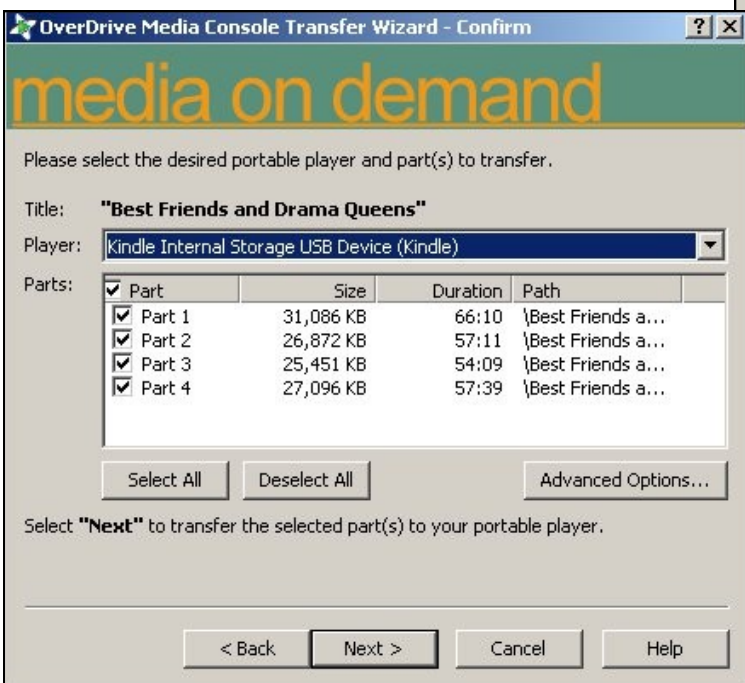
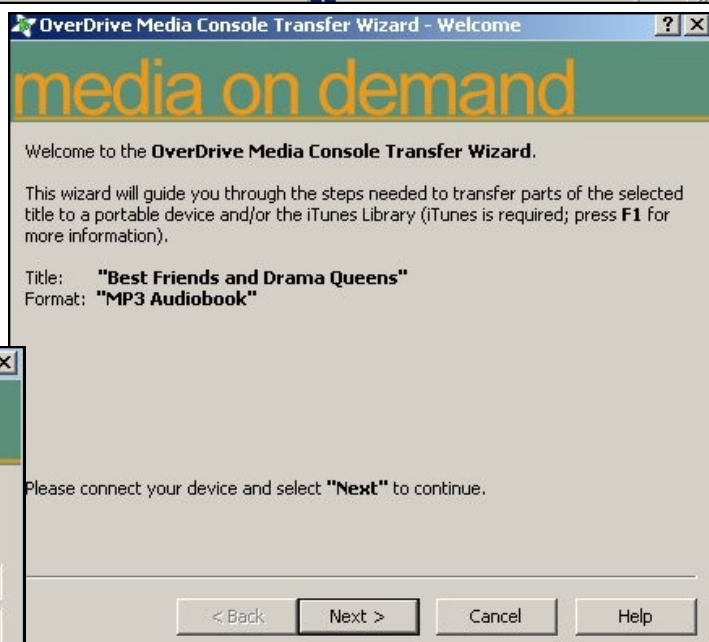
Once the audio book has completed the download you may transfer the book to your device. All devices that accept audio books will work in the same way. Plug in your device using your USB cord. Your device will not show up anywhere on the screen until you are transferring. If you are burning the audio book onto a CD, insert a blank CD into your computer.

Hit the Transfer icon on the top menu bar. If you are burning the audio book onto a CD, then click Burn. If you want to listen to the audio book on your computer, you can also hit Play to begin listening.



When you begin to transfer or burn a box will appear. Follow the prompts given to download the audio book to your device.

You can download as many parts of the audio book to your device as you want. You can always come back to download any missing parts at a later time.



Once your transfer is complete, you can unplug your device from your computer and enjoy your audio book.

Deleting the audio book will not return it early, there is no option to return the audio book. Once the lending period is over delete the audio book from device and Console. If you do not delete, they will not play after lending period.